

**DAV POLICE PUBLIC SCHOOL
SEC-30, FARIDABAD
HOLIDAYS HOMEWORK
CLASS-IV
SESSION-2021-22**



ENGLISH

- Write two pages of handwriting (Script Writing) everyday on a four line English Note Book in neat and legible hand writing.
- Learn one word along with its synonyms from the following list and frame ten sentences on each daily.
 1. Beautiful - attractive, pretty, lovely, stunning
 2. Fair - just, objective, impartial, unbiased
 3. Funny - humorous, comical, hilarious
 4. Happy - content, joyful, mirthful, upbeat
 5. Hardworking- diligent, determined, industrious, enterprising
 6. Honest - honorable, fair, sincere, trustworthy
 7. Important - required, vital, essential, primary, significant, critical
 8. Intelligence - smart, bright, brilliant, sharp
 9. Kind - thoughtful, considerate, amiable, gracious
 10. Lazy - idle, lackadaisical, lethargic, indolent
 11. Mean - unfriendly, unpleasant, bad-tempered, difficult
 12. Old - antiquated, ancient, obsolete, extinct
 13. Positive - optimistic, cheerful, starry-eyed, sanguine
 14. True - genuine, factual, accurate, correct, real
 15. Unhappy - sad, depressed, melancholy, miserable
 16. Weak - frail, infirm, puny, fragile
 17. About - approximately
 18. To accomplish - to achieve
 19. Almost - nearly
 20. To answer - to reply




21. Anyway - besides
22. Arise - occur
23. Awful- terrible
24. To behave - to act
25. Beneficial - favourable
26. Class - lesson, course
27. Clever - intelligence
28. Comfort - consolation
29. Complete - total
30. Friendly- Warm



- Write story review of the following stories from Panchtantra. Also you need to write authors name along with what you have learnt from the story.

1. The Tiger, The Brahmin and The Jackal
2. The Elephants and The Mice
3. The Tortoise and The Geese
4. The Four Friends and The Lion



HINDI

1. प्रतिदिन दो पृष्ठ साफ एवं सुंदर लिखाई में सुलेख लिखें।

नोट : पाँच पंक्तियों वाली एवं 45 पृष्ठों वाली कार्यपुस्तिका बनाए ।

2. . " रोटी एक नाम अनेक "

के आधार पर ढूँढने की भारत में अलग-अलग जगहों पर रोटी को किन किन नामों से पुकारा जाता है।

इसी के आधार पर एक A3 कागज पर सुंदर सी रोटी बनाएं तथा अलग-अलग रंगों का प्रयोग कर उसके विभिन्न नामों को लिखें।

3. " मेरी मां , मेरी पहली शिक्षिका "

मातृत्व दिवस पर मां का चित्र एक A3 कागज पर चिपकाए तथा अपनी मां के विषय में कम से कम 10 पंक्तियां लिखें ।

4 पंचतंत्र की दी गई इन कहानियों को पढ़ें तथा इन कहानियों के आधार पर समीक्षा तैयार करें।

- ✓ दो मित्र
- ✓ हिरण का बच्चा
- ✓ चिटू का भोलू
- ✓ सुंदरवन की कहानियाँ



5. एक मजेदार और आकर्षक कार्य अपने पसंद के रंग का कागज लेकर उस पर निम्नलिखित तालिका बनाए तथा दिए गए कार्य को करें।

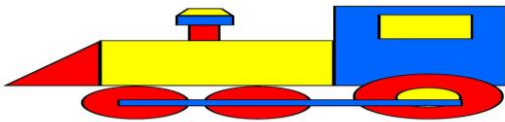
छुट्टियों में मौज मस्ती करने के लिए टी ० वी ० पर आपने कौन-कौन से प्रोग्राम देखें तालिका के आधार पर लिखें ।

दिनांक	<u>POGO</u>	<u>NICK</u>	<u>CN</u>	<u>NATIONAL</u> <u>GEOGRAPHIC</u>

MATHS

I. Make the following, using cut out of 2 D shapes. (1 on one A-4 sheet). Example is shown in picture.

1. Landscape
2. Aquarium
3. City scene (shown in picture)
4. Train/Clown/birds (any 1)



II. Let's play a Dice game (Instructions):-

1. Make 2 dice. On one dice write numbers 0 to 4, On second dice write numbers from 5 to 9 (keep one side blank in both dice)
2. Roll both dice together and note down the digits of both dice in a notebook. Repeat this for 2 times. You will get 4 digits.
3. Now form greatest and smallest 4 digit number using those digits.
4. Find their sum and difference.
5. Make a record in the table. (Sample shown)

S. no.	Digits	Greatest number	Smallest number	Sum	Difference



(Note: make a video while you are playing the dice game)

III. Compose your own Rap song on any one of the following:-

1. Time
2. Money
3. Addition, Subtraction, Multiplication, Division
4. Measurement of Length weight and capacity


Make a video and send on Whatsapp. Best videos will be uploaded on facebook.

You can take the reference from the link https://youtu.be/UJY1_fzzM6Y

SCIENCE

A) Make a 3D model on - Life Cycle of Silk moth (Butterfly)

(Use waste material –
like CD, cardboard
newspaper sticks etc.
kindly don't use thermocole)



B) Be Creative – Prepare a SCIENCE MAGAZINE

In the magazine you have to cover the following topics by giving reports or fun facts etc. and supported with illustrations.

Design a beautiful cover page and give a catchy and suitable name to your magazine.

Topics :

- Plants , animals & birds
- Indian and Foreign scientists and their contribution for science
- Universe (Galaxy/ stars/ solar system)
- Nutrition – healthy food
- Medical Vaccination of Covid
- Eco – Friendly measures to maintain proper hygiene and sanitation etc.



SOCIAL SCIENCE

1.(a) Make a project on any one state of India considering the following points. (Paste the pictures wherever you can and write few lines about each point

- a. State Name
- b. Capital
- c. Area
- d. CM of the state
- e. Governor of the state



f. Traditional dress

g. Traditional food

h. Language used

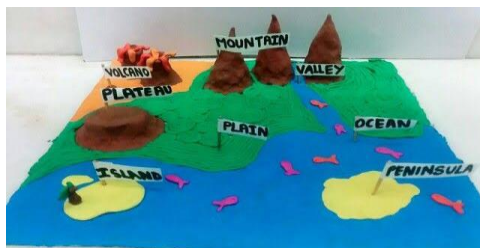
i. Important places to visit



(b) With the help of your mother make the traditional food of that particular state. Click pictures and send it to your social science teacher on Whatsapp. You can also make video of 2 to 3 min while cooking and describing the food.

2. Prepare a model on major land forms. (use cardboard for base not thermocol)

3. Make a spinning wheel showing different weather conditions. Refer to the picture given.



COMPUTERS

TASK1 : On an A3/A4 size sheet draw CPU Diagram. OR

TASK 1 : On an A3/A4 size sheet you have to PASTE/Draw Input and output Devices

TASK-2 : Make a chart / Model on the Uses of Internet. OR

TASK-2 : Make a chart / Model showing Storage Devices.

